





S

ince 2014, PUKACO has been in the market of Vietnam decorative products. PUKACO specializes in the manufacturing, production, and sales of special effect paints.

PUKACO Rust Effect paint is a water-based system consisting of a rust effect paint with an activator that was developed by PUKACO to enable you to transform almost any surface into a feature with a weathered, corten steel look. The application PUKACO Rust Effect Paint produces an oxidative effect exactly like the effect of an iron surface exposed to atmospheric agents' natural corrosion.

Surfaces decorated with PUKACO Rust Effect Paint are dynamic and the aesthetic can change over time. This high-end finish can be the jewel of any home, shop, or office where this stunning contemporary look can complement the overall design.


PUKACO DOESN'T SET A TREND - PUKACO IS A TREND

PUKACO RUST EFFECT

PUKACO-R001



PUKACO-R002



PUKACO-R005



PUKACO-R006



PUKACO-R003



PUKACO-R004



PUKACO-R007



PUKACO-R008



PUKACO RUST EFFECT

PUKACO-R009



PUKACO-R010



PUKACO-R013



PUKACO-R014



PUKACO-R011



PUKACO-R012



PUKACO-R015



PUKACO-R016



PUKACO RUST EFFECT


PUKACO-R017



PUKACO-R018



PUKACO-R021



PUKACO-R022



PUKACO-R019



PUKACO-R020



PUKACO-R023



PUKACO-R024



03 products for a unique and impressive result



01

PUKACO Rust Effect Paint with black coating and iron particles



02

PUKACO Magic Rust create the reaction



03

dinaco Silver Wax fix and protect the effect

How to Paint Rust Effects?

3 products for a unique and impressive result:

1. Pukaco Rust Effect Paint with black coating and iron particles.
2. Pukaco Magic Rust creates the reaction.
3. dinaco Silver Wax fixes and protects the effects.

APPLICATION

Step 1: Apply the first coat of Pukaco Rust Effect Paint. Using a professional brush to apply the Pukaco Rust Effect Paint in random strokes. Best effects are obtained with random direction brushstrokes. It is important to use a consistent technique. Leave to absolutely dry.

Step 2: Allow the first coat to dry, apply a second coat of Pukaco Rust Effect Paint using the same method. Randomly spray the PUKACO Magic Rust ±20 cm from the surface and leave to react at the same time. Go light with the spray and slowly layer more to try to get the look you love. And the more PUKACO Magic Rust you use, the more rust you will get. The deepest rust effect is obtained if the Pukaco Rust Effect Paint is wet. Rust begins immediately after the activator is applied. Within 30 minutes visual rust is noticeable and the majority of rust development occurs within 12 hours. The final rust patterns will vary with application method and technique.

Step 3: BEFORE THE SECOND COAT DRIED, spray on a light layer of the Pukaco Magic Rust to produce a deeper rust effect. The effect will continue developing. Missed areas will not develop the rust effect. Repetitive more activator misting will increase the rate of rust development and the deeper the rust effect colour will be.

Step 4: Protection (Imperative): Apply 1-2 coats of dinaco Silver WAX waterborne diluted 2:1 with water with a sponge roller in all directions using irregular movements. A slight deepening of the rust colour will result.

Handy Tips

- + On exterior surfaces the rust effect will continue to develop over time.
- + Surfaces must be prepared and primed with the appropriate substrate primer prior to application of the Pukaco Rust Effect Paint

PUKACO - P.RUST

Before



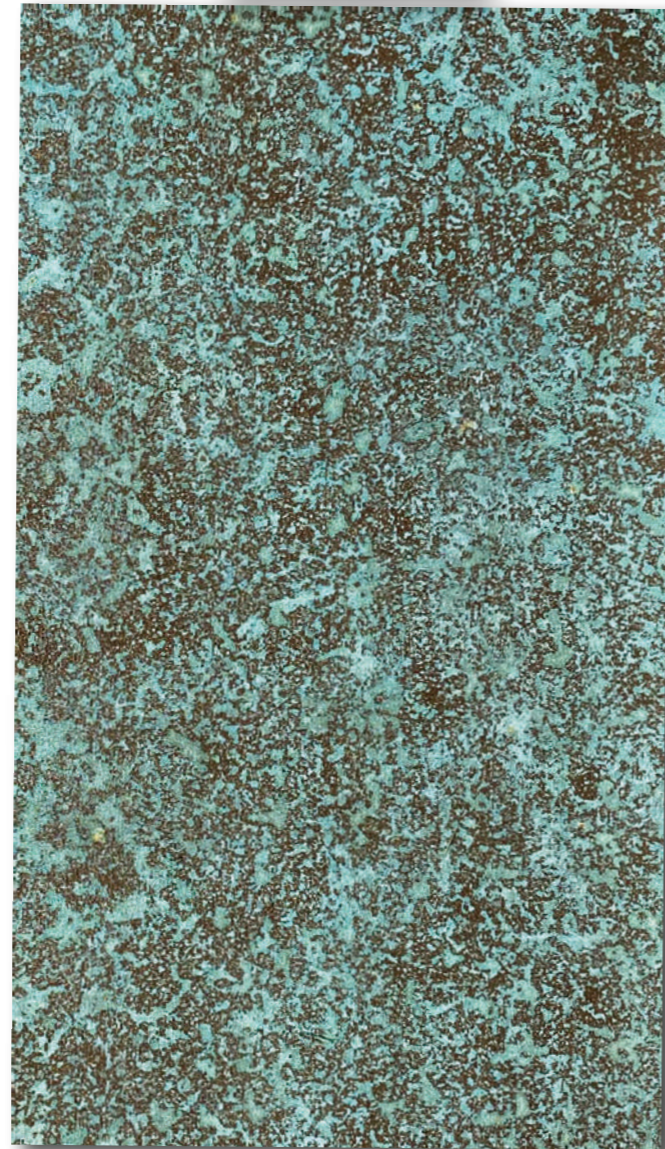
After



PUKACO - P.PATINA

Before

After



01



PUKACO Patina Effect Paint with bronze coating

02



PUKACO Magic Rust create the reaction

03



dinaco Silver Wax fix and protect the effect

03 products for a unique and impressive result













UKACO Group's CEO Van Thi Nguyet Linh started out as an emulsion paint retailer. Being a visionary leader who led the way in interior design field in 2014, she made PUKACO the top leading "Sustainable Empire of Effect Paint" in Vietnam.



In May 2015

PUKACO was the first brand to bring Patterned Paint Roller into Vietnam - This is a revolution that replaces wallpaper and surmounts worries about costs and be prone to mold of wallpaper. Patterned Paint Roller opened a "New Era" for the decorative paint industry at that time.

In Dec. 2017

PUKACO was not only the trendsetter and trailblazer but also the first manufacture and supplier Concrete Effect Paint in Vietnam. PUKACO Concrete Effect Paint made a greatly feverishness in field of architecture and got a foothold for modern interiors and exteriors design in Vietnam.

In April 2020

PUKACO successfully researched and produced Rust Effect paint. We are proud of being the first plant to produce Rust Effect paint in Vietnam.

On May 19 2022

PUKACO continued to lead the new trend and launched Silk Concrete Paint in Vietnam.

In Nov. 2022

Thanks to vision discovery and research about using sustainable materials in architecture which both bring sense of modish and aesthetic and show respect to the environment. PUKACO Group officially launched "dinaco" brand with the very impressive message "There is no such thing as a luxurious and highquality living space if it affects your health".

With extraordinary courage and thinking, a decade of constant cultivation and learning, CEO Nguyet Linh with the dream of transforming the effect painting industry in Vietnam has inspired all young people with great motivation, the spirit of "Be Confident! Dare to think, dare to do!"